

## 2017-2018

### Online Application Instructions U.S. - China the Fulbright Visiting Research Scholars Program (VRS)

These instructions provide guidance for applicants on how to put together a competitive application, as well as help applicants better understand the U.S. - China Fulbright program policies and rules.

The application is available online here:

<https://apply.embark.com/student/fulbright/scholars/>.

**Returning Embark User?**

**Login Below**

Email Address:

Password:

**Login**

Forgot your [password](#) ?

**New User?**

To begin working + create a free account

**Create an Account**

[Help Center](#) [Privacy Policy](#)

[Privacy Policy](#)

#### Getting Started:

You must first create an account in order to log into the Embark Application system. We strongly suggest that you record this information because you will need it to access your account and retrieve your application, as you are unable to finish the application in one setting.

If you experience any technical problems, please contact the [Help Center](#), which is available below the [create an account](#) on the above login screen.

Preliminary Questions:

Do you have or are you applying for U.S Permanent Residency?

yes

Home Country/Country Applying from:

: China

Program:

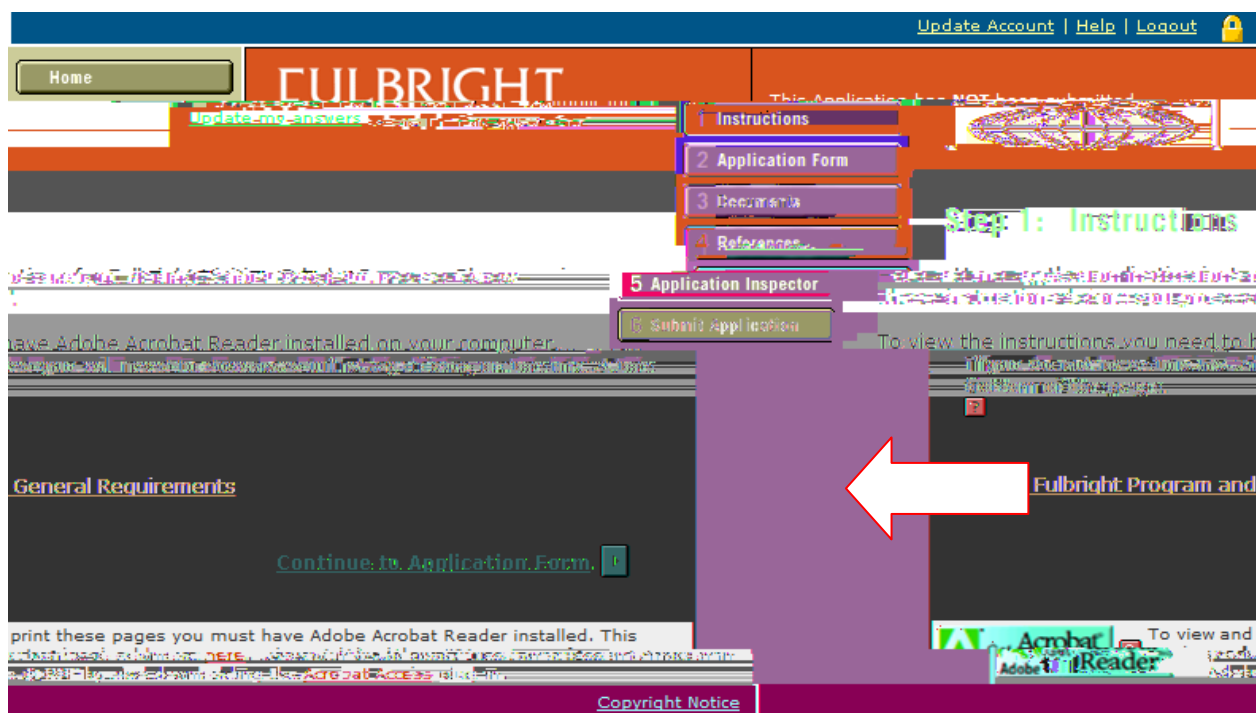
: Fulbright Visiting Scholar Program

Category of Grant:

: **Research** (please note other grant categories do not apply to China applicants)

Step 1: Instructions

How to obtain the U.S. China program instruction, please follow the following steps:



To access the Fulbright Program and General Requirements, click the link and it will bring you to the next page (see below), and then click china | download instructions.



# FULBRIGHT SCHOLAR PROGRAM

A program of the United States Department of State Bureau of Educational and Cultural Affairs

Stay c



Home

About Us

Programs

News & Media

On Campus

Home > The Fulbright Program and General Requirements >

## The Fulbright Program and General Requirements

> Fulbright Scholar Visiting (Non-U.S.) Applicants | [Download Instructions](#)

### Country/Program Specific Instructions

- > [Arctic Initiative Program](#) | [Download Instructions](#)
- > [Australia](#) | [Download Instructions](#)
- > [Belgium](#) | [Download Instructions](#)
- > [Canada](#) | [Download Instructions](#)
- > [China](#) | [Download Instructions](#)
- > [European Schuman Award](#) | [Download Instructions](#)

### Step 2 Application Form:

This Application has **NOT** been submitted  
[Update my answers](#) to preliminary questions

[11](#) | [12](#) | [13](#) | [14](#) | [15](#) | [16](#) | [17](#)

▶ ⌂ P

Page: [1](#) | [2](#) | [3](#) | [4](#) | [5](#) | [6](#) | [7](#) | [8](#) | [9](#) | [10](#)

## Step 2: Application Form

Fulbright Visiting Scholar Program: Page 1 of 17

### SCHOLAR PROGRAM

### FULBRIGHT

#### Scholar Application Form

#### Visiting S

China
Fulbright Visiting Scholar Program
Research
▼

Personal Information	
1.	Home Country/Country Applying from
2.	Program
3.	Special award name (if any)
4.	Category of Grant
5.	Title

## Specific Additional Guidance for Application Form:

### Personal Information:

1. Family Name first name First Name Middle

2. Place of birth Place of birth DS2019

### Academic Credentials:

1. Institution Name,
2. List up to three completed degrees; enter your highest degree first , Ph.D./MA/BA

Most significant professional accomplishments, honors and awards and up to three significant publications (list maximum of five, separated by semicolons; 700 character limit, use Roman characters only)

### Project Details:

1. Project Title (limit 160 characters)
2. Brief Summary of project Statement/Rationale:  
Times New Roman

Project Details

Major Academic Discipline

Professional Information

Professional travel and/or residence abroad during the last five years (list most recent first; time abroad exceeding 3 months) If you have entered the United States on a J-1 or J-2 visa, please list the J category of sponsorship (professor, research, scholar, student, specialist, short-term scholar, etc.) and provide copies of your previous DS-2019

References

Self-assessment of English Proficiency:

Preferred Host Institution(s):

If you made arrangements for affiliation with a U.S. host institution, provide the following information and attach your letter of invitation in the document upload section later in the application. If you have not made arrangements for affiliation, identify three preferences in order of priority. Be sure to give detailed reasons for each choice, and confirm that these universities offer programs in your field of interest.



## Sept 3: Documents:

FULBRIGHT

This Application has **NOT** been submitted  
US995.001.303.913 to preliminary questions

Page: 1 | 2 | 3 | 4 | 5 | 6 | 7 | 8 | 9 | 10 | 11 | 12 | 13 | 14 | 15 | 16 | 17 Save

### Step 3: Documents

Fulbright Visiting Scholar Program: Page 5 of 17

**PROJECT STATEMENT**

The project statement is the most important component of the Fulbright application. Scholars with the most compelling, theoretically sound, well-written, feasible proposals are generally recommended for awards. Sometimes those with outstanding professional achievements assume that a brief, general project statement will be sufficient; it is not. To ensure a competitive application, your proposed project, as well as the strategy for completion, it should be thoroughly explained in three to five single-spaced pages. Attach a detailed project statement of no more than five single-spaced typed pages. Do not exceed the character limit of 100,000. The project statement itself must be three to five single-spaced typed pages. Do not exceed the character limit of 100,000. [Click here for complete guidelines.](#)

### Project Statement

#### Background:

- Introduce the research topic
- Place the project in academic or professional context by referring to major works by others on the subject
- Highlight what we already know about your topic from previous research, as well

Does your proposal indicate original and creative thinking?

Does your project focus on American Studies, rather than Chinese Studies

Do you do RESEARCH, rather than, to learn, teach and establish joint degrees although they are an integral part of the exchange experience.

Methodology:



Why is it necessary to do your research in the United States? Is your plan feasible?

- Are the resources you need for your research available in China or on the Internet?
- Provide reasons why you prefer to do your research at the potential U.S. universities? What kind of support will the U.S. university offer?  
?
- ?

Justification for Residence in the United States for the Proposed Project:

- Why is it necessary to do your research in the United States? Is your plan feasible?
- Are the resources you need for your research available in China or on the Internet?
- Provide reasons why you prefer to do your research at the potential U.S. universities? What kind of support will the U.S. university offer?  
?

Duration:

- Timelines of your research proposal
- Be as specific as you can in specifying your research schedule.  
Other: If applicable.

Curriculum vitae

- education (universities attended, degrees earned and dates received)
- positions held
- courses taught and other services provided to students and the home institution
- publications (provide full citations and list them starting with the most recent)
- other professional activities, such as workshops, seminars and consultations
- membership and activities in professional associations
- professional honors, awards and fellowships
- community service

Note: Copies of diplomas are not required.

Letters of Invitation


English Language Proficiency

Financial Support/Budget


J-1 or J-2 VISA (DS-2019)

- a. How long and in what capacity have you known the applicant?
- b. accomplishments.
- c. Significance of proposal to the field.
- d. Importance of project to home country.
- e.
- f. -cultural adaptability and flexibility.

## Sept 5 Application Inspector

[Update Account](#) | [Help](#) | [Logout](#) 

- Home
- 1 Instructions
- 2 Application Form
- 3 Documents
- 4 References
- 5 Application Inspector
- 6 Submit Application



This Application has **NOT** been submitted  
[Update my account](#) to preliminary questions

### Step 5: Application Inspector

Application Inspector found **65** required questions and **2** recommended questions incomplete. You must answer the required questions before you continue. Click "View Results" to continue.

?

View Results ▶

[Copyright Notice](#)

## 6 Submit Application



This Application has **NOT** been submitted  
[Update My Account](#) to preliminary questions

### Step 6: Submit Application

Your electronic signature has been submitted.

Click "Submit my Application Now" to submit your application online to Fulbright Visiting Scholar Program. We will send you an email to confirm that your application form has been sent.

Fulbright Visiting Scholar Program will also send you an email to confirm that your application form has been received.

~~Once you reach the first step of the process, you will know that your application form has been successfully submitted to us and you will receive an email to confirm that your application form has been received by Fulbright. If you do not receive an email, please contact us at [support@fulbrightscholarship.com](#).~~

g **Important:** There may be a time lag between your application being submitted and it being received. This is because the admissions office may take a few days to receive your application after it has been electronically delivered to them.

[Submit my Application Now ▶](#)